



District Report Card: 2017


State: Delhi	District: New Delhi
Class: 8	Subject: Mathematics
Schools: 49	Students: 1261


Participation/Coverage


Students

<div>GENDER</div> <div></div>	Boys		Girls	
	Number	%	Number	%
	683	54.16	578	45.84

<div>AREA</div> <div></div>	Rural		Urban	
	Number	%	Number	%
	0	0.00	1261	100.00

<div>CATEGORY</div> <div></div>	SC		ST		OBC		GEN	
	Number	%	Number	%	Number	%	Number	%
	285	22.60	14	1.11	107	8.49	855	67.80

<div>CWSN</div> <div></div>	LD	VI	HI	S&LD	ID	Oth
	0	8	0	0	0	20

<div>Management</div> <div></div>	Government		Government-aided	
	Number	%	Number	%
	792	62.81	469	37.19

Average Performance of Students in Mathematics (%)

Overall	Gender		Area		Management		Social Group			
	Male	Female	Rural	Urban	Govt.	Aided	SC	ST	OBC	GEN
34.64	34.37	34.97	0.00	34.64	33.07	37.30	33.17	43.33	38.13	34.56

Performance on Learning Outcomes (LOs)

Learning Outcomes	Description	Average Performance(%)
M601	Solves problems involving large numbers by applying appropriate operations	31.42
M606	Solves problems on daily life situations involving addition and subtraction of fractions / decimals	33.33
M620	Finds out the perimeter and area of rectangular objects in the surroundings like floor of the class room, surfaces of a chalk box etc.	32.84
M621	Arranges given/collected information in the form of table, pictograph and bar graph and interprets them	24.72
M702	Interprets the division and multiplication of fractions	35.13
M705	Solves problems related to daily life situations involving rational numbers	27.68
M706	Uses exponential form of numbers to simplify problems involving multiplication and division of large numbers	17.03
M707	Adds/subtracts algebraic expressions	44.33
M710	Solves problems related to conversion of percentage to fraction and decimal and vice versa	25.71
M717	Finds out approximate area of closed shapes by using unit square grid/graph sheet	32.54
M719	Finds various representative values for simple data from her/his daily life contexts like mean, median and mode	48.46
M721	Interprets data using bar graph	44.32
M801	Generalizes properties of addition, subtraction, multiplication and division of rational numbers through patterns	27.44
M802	Finds rational numbers between two given rational numbers	26.97
M803	Proves divisibility rules of 2, 3, 4, 5, 6, 9 and 11	38.12
M804	Finds squares, cubes, square roots and cube roots of numbers using different methods	30.60
M808	Uses various algebraic identities in solving problems of daily life	46.69
M812	Verifies properties of parallelogram and establishes the relationship between them through reasoning	31.41
M818	Finds surface area and volume of cuboidal and cylindrical object	28.23
M819	Draws and interprets bar charts and pie charts	39.97

Range of Performance of Students who Answered Correctly							
Below 30%		30% - 50%		50% - 75%		Above 75%	
Number	%	Number	%	Number	%	Number	%
531	42.11	502	39.81	207	16.42	21	1.67

Lowest Performing Learning Outcomes (LOs)

- 1 - Uses exponential form of numbers to simplify problems involving multiplication and division of large numbers (17.03)
- 2 - Arranges given/collected information in the form of table, pictograph and bar graph and interprets them (24.72)
- 3 - Solves problems related to conversion of percentage to fraction and decimal and vice versa (25.71)

4 - Finds rational numbers between two given rational numbers (26.97)

5 - Generalizes properties of addition, subtraction, multiplication and division of rational numbers through patterns (27.44)